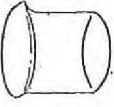
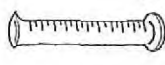



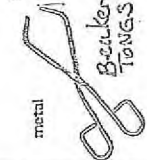






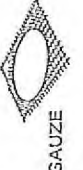
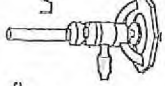
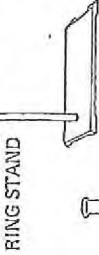
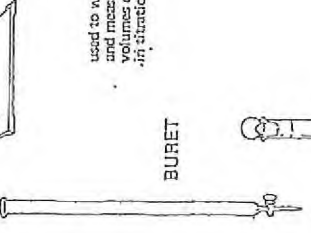
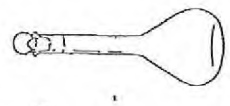




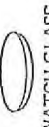
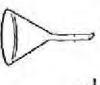
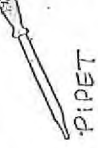

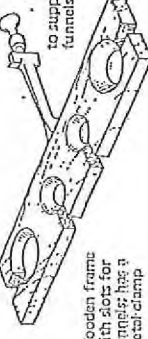







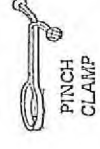
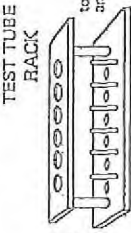
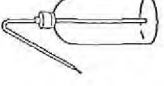
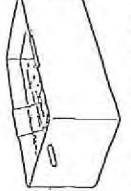


# APPARATUS LIST FOR STUDENT USE

DESCRIPTION	APPARATUS	USE
<p>glass</p> <p>common sizes</p> <p>100 mL</p> <p>250 mL</p> <p>400 mL</p> <p>marked on the beaker</p>	 <p>BEAKER</p>	<p>as a container, like a cup may be heated</p>
<p>glass</p> <p>marked with a milliliter (mL) scale</p> <p>size</p> <p>50 mL</p> <p>100 mL</p> <p>250 mL</p> <p>500 mL</p> <p>marked on the flask</p>	 <p>GRADUATED CYLINDER</p>	<p>to measure volume</p>
<p>glass</p> <p>common sizes</p> <p>125 mL</p> <p>250 mL</p> <p>500 mL</p> <p>marked on the flask</p>	 <p>ERLENMEYER FLASK</p>	<p>may be heated</p>
<p>glass</p> <p>several sizes</p>	 <p>TEST TUBE</p>	<p>many uses can be heated</p>
<p>metal</p> <p>clamp with a spring handle</p>	 <p>TEST TUBE HOLDER</p>	<p>to hold a test tube</p>
<p>metal</p>	 <p>Beaker Tongs</p>	<p>to pick up and hold apparatus</p>
<p>glass</p> <p>marked with a milliliter (mL) scale</p>	 <p>GAS MEASURING TUBE</p>	<p>used to collect and measure the volumes of gases</p>
<p>metal clamp with flexible clips</p>	 <p>BURET CLAMP</p>	<p>to hold burets when titrating</p>
<p>10 centimeter (cm) ruler, plastic divided into centimeter and millimeter (mm) divisions</p>	 <p>10 CM RULER</p>	<p>to measure length</p>
<p>triangular wire frame with clay material coverings</p>	 <p>PIPESTEM TRIANGLE</p>	<p>to support the crucible</p>
<p>small porcelain dish with cover</p>	 <p>CRUCIBLE AND COVER</p>	<p>to heat small amounts of solid material at high temperature</p>
<p>hardened ceramic-fibered material</p>	 <p>CERAMIC-FIBERED SQUARE</p>	<p>to place under hot apparatus</p>
<p>wire screen with ceramic-fibered center</p>	 <p>WIRE GAUZE</p>	<p>to spread the heat of a flame</p>
<p>metal heating device connected to gas outlet with rubber tubing</p>	 <p>LABORATORY BURNER</p>	<p>to heat apparatus</p>
<p>metal rod upright heavy base</p>	 <p>RING STAND</p>	<p>to support many uses</p>
<p>glass</p> <p>marked with a milliliter (mL) scale and fitted with a stopcock, pinch clamp, or glass bead</p>	 <p>BURET</p>	<p>used to withdraw and measure volumes of solutions in titrations</p>
<p>glass</p> <p>marked off to liter capacity, with a glass stopper</p>	 <p>VOLUMETRIC FLASK</p>	<p>used in the preparation of solutions</p>

Permission to reproduce this page is granted to users of Modern Chemistry High, Rinehart and Winston, Publishers.

DESCRIPTION	APPARATUS	USE
<p>brush with wire handle</p>	 <p>TEST TUBE BRUSH</p>	<p>to scrub glass apparatus</p>
<p>glass rod</p>	 <p>STIRRING ROD</p>	<p>to stir combinations of materials to use in pouring liquids</p>
<p>porcelain dish</p>	 <p>EVAPORATING DISH</p>	<p>as a container for small amounts of liquid being evaporated</p>
<p>thick glass</p>	 <p>GLASS PLATE</p>	<p>many uses (should not be heated)</p>
<p>curved glass</p>	 <p>WATCH GLASS</p>	<p>may be used as a beaker cover may be used in evaporating very small amounts of liquid</p>
<p>glass or plastic</p>	 <p>FUNNEL</p>	<p>to hold a filter paper may be used in pouring</p>
<p>glass dip with rubber bulb</p>	 <p>PIPET</p>	<p>to transfer small amounts of liquid</p>
<p>metal</p>	 <p>FORCEPS</p>	<p>to pick up or hold small objects</p>
<p>Wooden frame with slots for funnels; has a metal clamp</p>	 <p>FUNNEL SUPPORT</p>	<p>to support funnels</p>
<p>glass</p>	 <p>WIDE-MOUTH BOTTLE</p>	<p>many uses as a container</p>
<p>iron ring with screw fastener several sizes</p>	 <p>IRON RING</p>	<p>to fasten to the ring stand as a support for apparatus</p>
<p>metal clamp with 1. screw fastener 2. swivel and lock nut 3. adjusting screw 4. curved clamp</p>	 <p>CLAMP</p>	<p>to hold apparatus may be fastened to the ring stand</p>
<p>heavy porcelain dish with grinder</p>	 <p>MORTAR AND PESTLE</p>	<p>to grind chemicals to a powder</p>
<p>metal file with three cutting edges</p>	 <p>SPATULA</p>	<p>to transfer solid chemicals in weighing</p>
<p>short length of rubber tubing</p>	 <p>TRIANGULAR FILE</p>	<p>to scratch glass to file</p>
<p>metal clamp with finger grips</p>	 <p>RUBBER CONNECTOR</p>	<p>to connect parts of apparatus</p>
<p>rect; may be wood, metal or plastic</p>	 <p>PINCH CLAMP</p>	<p>to clamp a rubber connector</p>
<p>squeezable plastic bottle with angular tip</p>	 <p>TEST TUBE RACK</p>	<p>to hold test tubes in an upright position</p>
<p>galvanized iron container with rolled edge, overflow tube, and bottle shelf</p>	 <p>PLASTIC WASH BOTTLE</p>	<p>to dispense distilled water</p>
	 <p>PNEUMATIC TROUGH</p>	<p>to hold water, gas collecting bottles, and delivery tubes from gas generator</p>

Permission to reproduce this page is granted to users of Modern Chemistry High, Rinehart and Winston, Publishers.